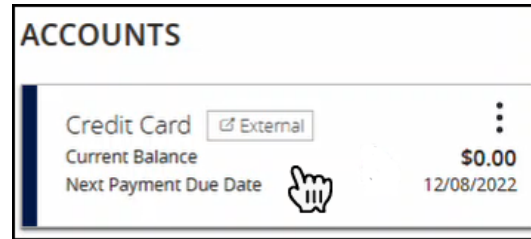


Credit Card Payments Guide

Making a Payment:

1. Log into Online or Mobile Banking and click on the credit card.

NOTE: For Business accounts, click on the control credit card. This is the credit card which maintains a balance.




2. Click Make Payment.



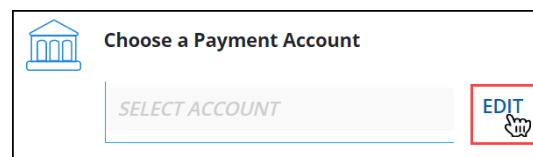
3. Review and agree to the Terms and Conditions. Click Next.

NOTE: The Terms and Conditions will need to be acknowledged each time a payment is submitted.



4. Click Edit under 'Choose a Payment Account.'

NOTE: If the payment source already displays, proceed to step 10.

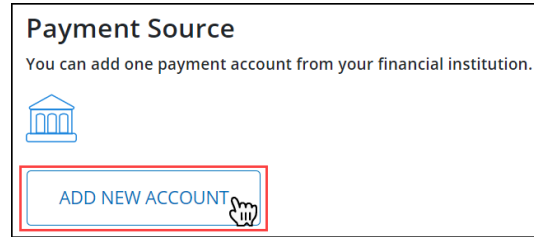


Credit Card Payments Guide


Making a Payment:

5. Click Add New Account.

NOTE: Only one checking account payment source can be set up at a time.

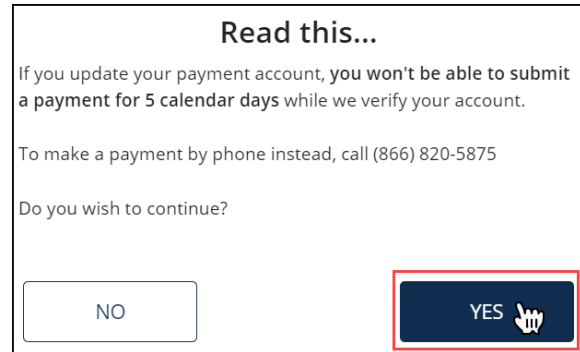


Payment Source
You can add one payment account from your financial institution.



ADD NEW ACCOUNT

6. A message will display advising updates to a payment source will require 5 calendar days for verification. Click Yes to continue.



Read this...

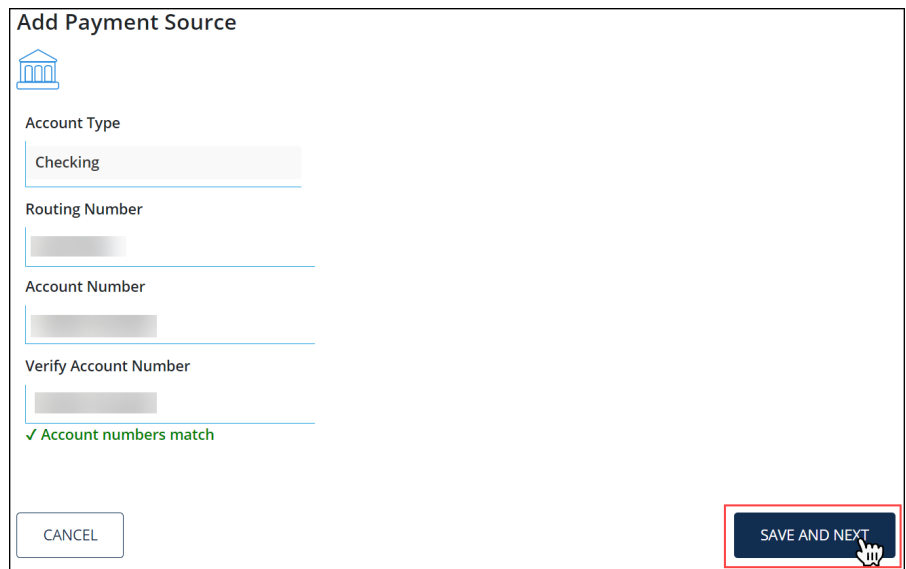
If you update your payment account, you won't be able to submit a payment for 5 calendar days while we verify your account.

To make a payment by phone instead, call (866) 820-5875


Do you wish to continue?

NO **YES**

7. Enter the required information. Click Save and Next.



Add Payment Source



Account Type
Checking

Routing Number

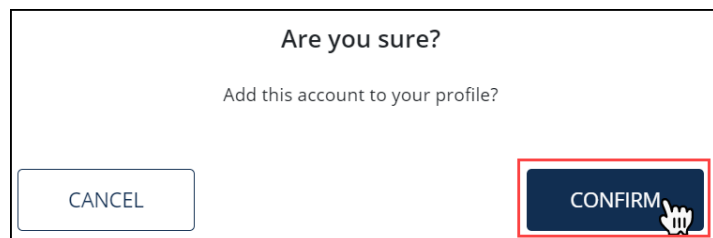
Account Number

Verify Account Number

✓ Account numbers match

CANCEL **SAVE AND NEXT**

8. A box will display confirming the changes. Click Confirm.



Are you sure?

Add this account to your profile?

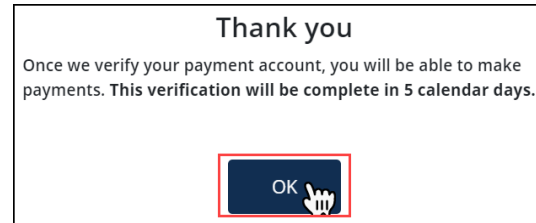
CANCEL **CONFIRM**

Credit Card Payments Guide

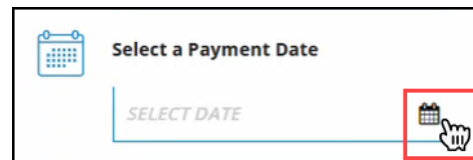
Making a Payment:

9. A box will display confirming changes will be completed in 5 calendar days. Click OK.

NOTE: Once the 5 calendar timeframe has passed, you may submit a payment.

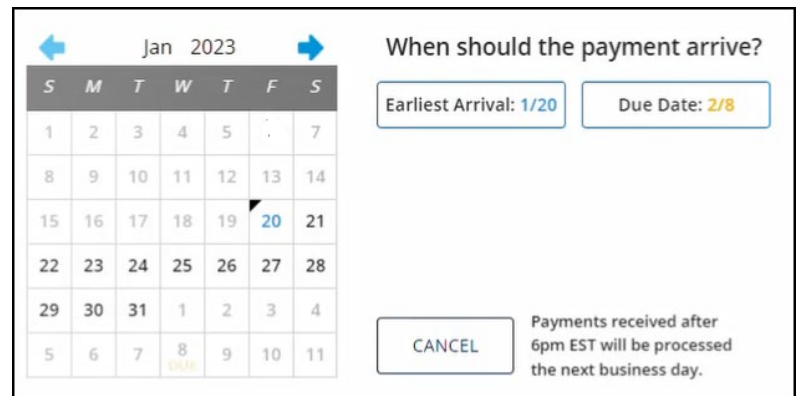


10. Click the calendar icon.

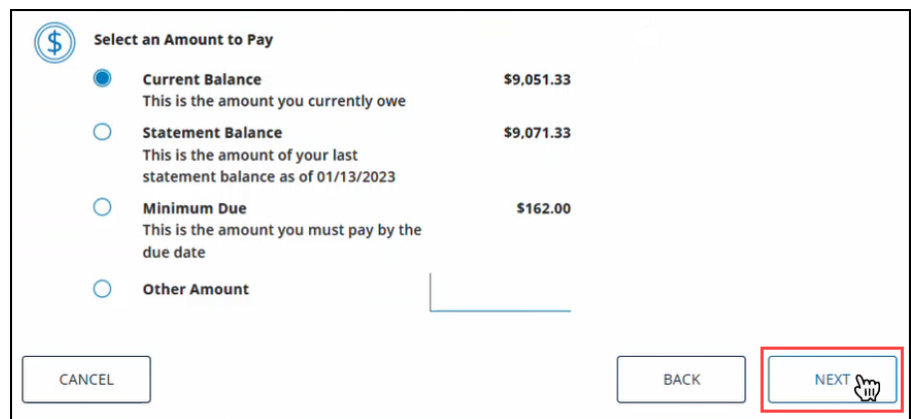


11. Select the payment date.

NOTE: Payments selected for the current date cannot be cancelled.



12. Select or enter the payment amount. Click Next.



Credit Card Payments Guide

Making a Payment:

13. Review the payment information.
Click Next.

Summary

Please review the information. Use the back button to edit information if necessary.

AGREE REQUEST REVIEW AUTHORIZED

Expected Payment Date	Payment Account	Amount
01/20/2023	Community First CU of Florida Florida Checking - [REDACTED]	\$20.00

Payments will be made consistent with the timing and restrictions listed in the Terms & Conditions.

CANCEL BACK NEXT

14. Review the authorization details.
Click Authorize.

Authorization

I authorize Community First CU of Florida to initiate a single ACH/Electronic debit to my account in the amount of \$20.00 from my Checking - [REDACTED] at Community First CU of Florida, on 01/20/2023.

AGREE REQUEST REVIEW AUTHORIZED

By submitting the payment, you authorize your credit card issuer to initiate debits at the Financial Institution provided, and to credit the account designated during this transaction. You acknowledge that the funds for transfer to the designated account will be debited from the Financial Institution, and certify that you are an authorized user of the account to be debited.

I agree that ACH transactions I authorize comply with all applicable law and standards. To complete the payment request, click the "Authorize" button. Once a payment is authorized, payments scheduled for today's date cannot be cancelled or modified.

By authorizing the payment, you have reviewed and agree to the Terms & Conditions.

CANCEL BACK AUTHORIZE

15. A box will display confirming the payment has been submitted.
Click Account Summary.

Thank you. Your payment request has been submitted. The confirmation number below verifies that you have authorized Community First CU of Florida to initiate an electronic payment from your bank account.

Account
Credit - [REDACTED]

Expected Payment Date	Payment Account	Amount
01/20/2023	Community First CU of Florida Checking - [REDACTED]	\$20.00

Confirmation Number: 4118463188

Authorized Date: 1/20/2023

PRINT SAVE ACCOUNT SUMMARY